



# Accessories

## For Heat Guns



# Leister brand products

## **High-quality, sustainable, reliable**

Based on customer needs and our extensive application knowledge, we develop products and services for plastic welding and for generating industrial process heat. Our focus is always on functionality, sustainability, ergonomics and attractive design. Our consistent process and quality management ensures the Leister quality known for decades. The Leister brand stands for quality, sustainability and reliability of premium products for processing plastics – around the clock and around the globe.

**We know how.**

# **Content**

## **Product overview**

Page 4

---

## **Wide slot nozzles**

Page 6

---

## **Tubular nozzles**

Page 8

---

## **Speed welding nozzles**

Page 10

---

## **Reflector nozzles**

Page 12

---

## **Special nozzles**

Page 14

---

## **Pressure rollers**

Page 15

---

## **Various accessories**

Page 16

---

## **Welding rods**

Page 18

---

## **POS Sales items**

Page 20

---














# Product Overview

## Hot-air hand tools

									
Type	TRIANC ST	TRIANC AT	ELECTRON ST	HOT JET S	SOLANO AT	GHIBLI AW	GHIBLI	HOTWIND	FORTE S3
Voltage V~	230 / 120	230 / 120	230 / 120	230 / 120	230	120/230	120/230	230	3 × 230 / 3 × 400
Max. power W	1600	1600	2400 / 3400	460	2300	1800 / 2300	1500 / 2000	3700	10 000
Temperature °C	40 – 700	40 – 620	40 – 650	40 – 600	50 – 650	65 – 620	40 – 600	20 – 650	20 – 650
Size mm (L × W × H) Handle (∅)	338 × 90 56	338 × 90 56	338 × 90 56	235 × 70 40	270 × 75 × 240 45	280 × 90 × 220 45	195 × 85 × 160 57	332 × 106 × 179	390 × 132 85
Weight kg (without cord)~	1.0	1.0	1.1	0.4	0.75	1.1	0.9	2.2	4.4
Integrated blower	✓	✓	✓	✓	✓	✓	✓	✓	✓
Digital display		✓			✓	✓		✓ (SYSTEM)	
Conformity mark	CE	CE	CE	CE	CE	CE	CE		CE
Approval mark	ⓈⓀ	ⓈⓀ	ⓈⓀ	ⓈⓀ	Ⓚ	Ⓢ		Ⓚ	Ⓢ
Protection class	□	□	□	□	□	□	□	□	□
<b>Applications</b>									
Outdoor use	✓	✓	✓	✓		✓			✓
Roofing 	✓	✓	✓	✓					
Billboards / Tarpaulins 	✓	✓		✓	✓				
Civil engineering / Tunneling / Landfills 	✓	✓	✓						
Plastic fabrication 	✓	✓		✓					
Flooring / Interior design 	✓	✓	✓	✓					
Shrinking 	✓	✓	✓	✓	✓	✓	✓	✓	✓
Special applications 					✓	✓	✓	✓	✓



## Hot-air hand tools and Blower

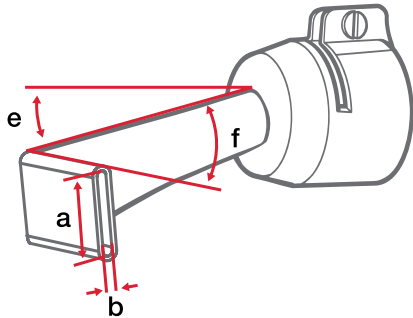
							
Type	WELDING PEN R / S	DIODE PID / S	LABOR S	AIRSTREAM 100	AIRSTREAM ST	ROBUST	MINOR
Voltage V~	230	230	230	230	230	3 × 230 / 3 × 400	230
Max. power W	1000	1600 / 2000	800 / 900	72	215	250	100
Temperature °C	20 - 600	20 - 600	20 - 600				
Size mm (L × W × H) Handle (∅)	270 × 43 32	265 × 57 40	180 × 54 32	440 × 228 × 227	600 × 250 × 362	255 × 221	250 × 95 64
Weight kg (without cord)~	1.0	1.15	0.15	7.2	24	8.0	1.15
Integrated blower				✓	✓	✓	✓
Digital display	✓ (R)	✓ (PID)					
Conformity Mark	CE	CE	CE	CE	CE		CE
Approval mark							
Protection Class	□	□	□	⊕	⊕	⊕	□
<b>Applications</b>							
Indoor use	✓	✓	✓	✓	✓	✓	✓
Roofing 							
Billboards / Tarpaulins 							
Civil engineering / Tunneling / Landfills 							
Plastic fabrication 	✓	✓	✓	✓	✓	✓	✓
Flooring / Interior design 							
Shrinking 		✓	✓	✓	✓		



# Accessories Hot-Air Hand Tools

## Wide slot nozzles











Wide slot nozzle: a × b mm, e° angled, f° bent



### Wide slot nozzle Ø21.3 mm

	TRIAC ST / AT	ELECTRON ST	HOT JET S	GIBLI / GHIBLI AW	SOLANO AT	WELDING PEN R / S	DIODE PID / S	LABOR S
 <b>105.549</b> 10 × 2 mm, 15° angled, 30° bent			•					•
 <b>107.141</b> 15 × 2 mm, 15° angled, 30° bent			•					•
 <b>105.559</b> 20 × 2 mm, straight			•					•
 <b>107.142<sup>1)</sup></b> 20 × 2 mm, 30° angled			•					•
 <b>105.556</b> 20 × 2 mm, 75° angled			•					•
 <b>105.070</b> 25 × 1 mm, straight			•					•
 <b>105.066</b> 30 × 1 mm, straight			•					•
 <b>105.548</b> 40 × 5 mm, straight			•					•
 <b>105.547</b> 50 × 8 mm, straight			•					•
 <b>105.039</b> 80 × 1 mm, straight			•					•
 <b>105.036</b> 100 × 1 mm, straight			•					•

### Wide slot nozzle Ø31.5 mm

	TRIAC ST / AT	ELECTRON ST	HOT JET S	GIBLI / GHIBLI AW	SOLANO AT	WELDING PEN R / S	DIODE PID / S	LABOR S
 <b>105.475</b> 20 × 2 mm, straight	•							•
 <b>105.477</b> 20 × 2 mm, straight, 150 mm length	•							•
 <b>107.123<sup>1)</sup></b> 20 × 2 mm, 15° angled	•							•
 <b>107.125<sup>1)</sup></b> 20 × 2 mm, 60° angled, foil left	•							•
 <b>105.503<sup>1)</sup></b> 20 × 2 mm, 60° angled, foil right	•							•
 <b>107.124<sup>1)</sup></b> 20 × 2 mm, 75° angled	•							•
 <b>124.999</b> 20 × 3 mm, 15° angled, 120° bent, foil left	•							•
 <b>105.500</b> 20 × 3 mm, 15° angled, -120° bent, foil right	•							•
 <b>105.492</b> 20 × 2 mm, 15° angled, 120° bent	•							•
 <b>105.487<sup>1)</sup></b> 20 × 2 mm, -15° angled, 30° bent	•							•
 <b>160.858</b> 20 × 9 mm, straight	•							•
 <b>105.485</b> 25 × 2 mm, straight	•							•
 <b>105.494</b> 30 × 2 mm, 15° angled	•							•
 <b>128.535</b> 30 × 2 mm, 45° angled	•							•
 <b>105.526</b> 40 × 2 mm, straight	•							•





Wide slot nozzle Ø31.5 mm

		TRIAC ST / AT	ELECTRON ST	HOT JET S	GHIBLI / GHIBLI AW	SOLANO AT	WELDING PEN R / S	DIODE PID / S	LABOR S
 <b>107.132</b> <sup>1)</sup> 40 × 2 mm, 15° angled		•							•
 <b>107.133</b> 40 × 2 mm, 15° angled, perforated		•							•
 <b>107.143</b> 40 × 2 mm, 15° angled, with stop plate		•							•
 <b>107.135</b> 40 × 2 mm, 15° angled, PTFE-coated, Max. temperature 260°C/500°F		•							•
 <b>107.130</b> 40 × 2 mm, 60° angled		•							•
 <b>105.531</b> 40 × 2 mm, 90° angled,		•							•
 <b>105.527</b> 40 × 8 mm, 30° bent		•							•
 <b>107.129</b> <sup>1)</sup> 60 × 2 mm, 15° angled, for Bitumen		•							•
 <b>107.131</b> <sup>1)</sup> 80 × 2 mm, 15° angled, for Bitumen		•							•

Wide slot nozzle Ø36.5 mm

 <b>105.435</b> 20 × 2 mm, straight, without clamps					•	•			
 <b>106.998</b> <sup>1)</sup> 20 × 2 mm, 15° angled					•	•			
 <b>106.999</b> <sup>1)</sup> 40 × 2 mm, -15° angled					•	•			
 <b>108.086</b> 40 × 2 mm, straight, without clamps					•	•			
 <b>107.261</b> 70 × 4 mm, straight, without clamps					•	•			

Wide slot nozzle Ø36.5 mm

		TRIAC ST / AT	ELECTRON ST	HOT JET S	GHIBLI / GHIBLI AW	SOLANO AT	WELDING PEN R / S	DIODE PID / S	LABOR S
 <b>108.078</b> 100 × 4 mm, straight						•	•		
 <b>105.982</b> 150 × 4 mm, straight						•	•		

Wide slot nozzle Ø50.0 mm

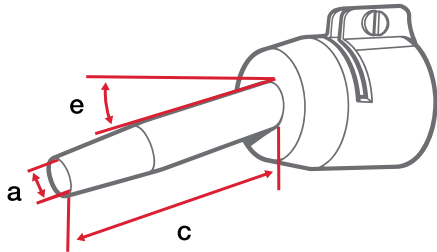
 <b>107.134</b> 40 × 2 mm, straight, for tape welding									•
 <b>105.961</b> 42 × 11 mm, length 300 mm									•
 <b>107.258</b> <sup>1)</sup> 70 × 10 mm, straight, for Bitumen, without clamps									•
 <b>142.281</b> <sup>2)</sup> 74 × 3 mm, with scraper									•
 <b>107.653</b> <sup>2)</sup> 75 × 2 mm, 20° angled, for Bitumen									•
 <b>106.057</b> 100 × 4 mm, straight, without clamps									•
 <b>106.060</b> 150 × 6 mm, straight, without clamps									•
 <b>107.270</b> 150 × 12 mm, straight, without clamps									•
 <b>106.061</b> 300 × 6 mm, straight									•

<sup>1)</sup> POS cardboard box available (please refer to p. 20 / 21)

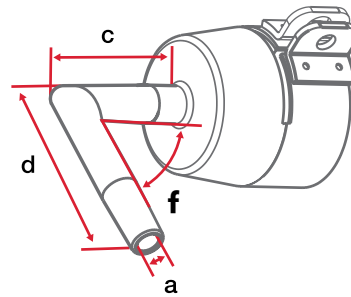
<sup>2)</sup> Tool stand 151.068 recommended (please refer to p. 16)

## Tubular nozzles










Tubular nozzle:  $\varnothing a$  mm, c mm,  $e^\circ$  angled





Tubular nozzle:  $\varnothing a$  mm, c × d mm,  $e^\circ$  angled



### Tubular nozzle $\varnothing 21.3$ mm

		TRIAC ST / AT	ELECTRON ST	HOT JET S	GIBLI / GHIBLI AW	SOLANO AT	WELDING PEN R / S	DIODE PID / S	LABOR S
	<b>105.624</b> $\varnothing 4$ mm, 45 mm, straight				•				•
	<b>107.144</b> <sup>1)</sup> $\varnothing 5$ mm, 41 mm, 15° angled, suitable for speed welding nozzle				•				•
	<b>105.566</b> $\varnothing 5$ mm, 45 mm, straight, suitable for speed welding nozzle				•				•
	<b>105.567</b> $\varnothing 5$ mm, 150 mm, straight, suitable for speed welding nozzle				•				•
	<b>131.867</b> $\varnothing 5$ mm, 30 × 60 mm, 90° bent, suitable for speed welding nozzle				•				•
	<b>105.618</b> $\varnothing 7$ mm, 30 mm, straight				•				•
	<b>107.145</b> $\varnothing 10$ mm, 45 mm, straight				•				•
	<b>107.152</b> $\varnothing 12$ mm, 25 × 50 mm, 90° angled				•				•
	<b>105.641</b> $\varnothing 21.3$ mm, 33 × 45 mm, 90° angled				•				•



### Soldering nozzle $\varnothing 21.3$ mm

	<b>105.614</b> 3 × 1.5 mm, 30 mm, straight				•				•
	<b>107.148</b> 3 × 1.5 mm, 40 mm, 45° angled				•				•

### Soldering nozzle $\varnothing 21.3$ mm




	<b>107.147</b> $\varnothing 1.5$ mm, 30 mm, 45° angled				•				•
	<b>107.146</b> $\varnothing 2$ mm, 40 mm, 45° angled				•				•
	<b>107.150</b> $\varnothing 2.5$ mm, 45 mm, 45° angled				•				•
	<b>107.151</b> $\varnothing 4$ mm, 45 mm, 45° angled				•				•
	<b>107.149</b> $\varnothing 7$ mm, 40 mm, 20° angled				•				•

### Tubular nozzle $\varnothing 31.5$ mm










	<b>107.000</b> $\varnothing 5$ mm, 27 - 39 mm, straight (triplicate)				•				•
	<b>100.303</b> <sup>1)</sup> $\varnothing 5$ mm, 37 mm, 15° angled, suitable for speed welding nozzle				•				•
	<b>105.576</b> $\varnothing 5$ mm, 30 × 60 mm, 90° bent, suitable for speed welding nozzle				•				•
	<b>105.575</b> $\varnothing 5$ mm, 100 mm, straight, suitable for speed welding nozzle				•				•
	<b>106.982</b> $\varnothing 5$ mm, 150 mm, -15° angled, suitable for speed welding nozzle				•				•
	<b>105.429</b> $\varnothing 5$ mm, 200 mm, straight, suitable for speed welding nozzle				•				•





**Tubular nozzle Ø31.5 mm**

		TRIAC ST / AT	ELECTRON ST	HOT JET S	GHIBLI / GHIBLI AW	SOLANO AT	WELDING PEN R / S	DIODE PID / S	LABOR S
	<b>107.128</b> Ø10 mm, 44 mm, straight	•						•	
	<b>105.514</b> Ø14 mm, 25 × 50 mm, 90° angled	•						•	
	<b>111.711</b> Ø18 mm, 70 mm, straight	•						•	



**Tubular nozzle Ø36.5 mm**

	<b>107.154<sup>1)</sup></b> Ø5 mm, 41 mm, straight, suitable for speed welding nozzle				•	•			
	<b>107.006</b> Ø5 mm, 130 mm, straight				•	•			
	<b>105.818</b> Ø5 mm, 150 mm, straight, suitable for speed welding nozzle				•	•			
	<b>105.454</b> Ø9 mm, 50 mm, straight, without clamps				•	•			
	<b>105.455</b> Ø9 mm, 102 mm, straight, without clamps				•	•			
	<b>107.002</b> Ø12 mm, 25 × 50 mm, 90° angled				•	•			
	<b>107.003</b> Ø12 mm, 25 × 50 mm, 90° angled, without clamps				•	•			
	<b>105.462</b> Ø21.3 mm, 58 mm, straight, without clamps				•	•			
	<b>105.446</b> Ø25 mm, 25 × 95 mm, 90° angled				•	•			

**Tubular nozzle Ø50.0 mm**

		TRIAC ST / AT	ELECTRON ST	HOT JET S	GHIBLI / GHIBLI AW	SOLANO AT	WELDING PEN R / S	DIODE PID / S	LABOR S
	<b>107.229</b> Ø20 mm, without clamps		•						
	<b>107.256</b> Ø48 mm, 85 × 165 mm, 90° angled		•						

**Tubular nozzle M14**

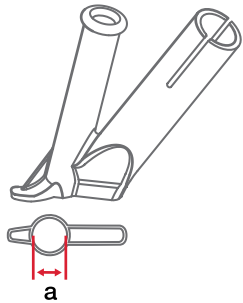
	<b>116.519</b> Ø3 mm, 43 mm, straight								•
	<b>105.622</b> Ø5 mm, 43 mm, 15° angled, suitable for speed welding nozzle								•
























<sup>1)</sup> POS cardboard box available (please refer to p. 20 / 21)

# Speed welding nozzles



Speed welding nozzle: a mm




## Speed welding nozzle Ø8.0 mm

	TRIAC ST / AT	ELECTRON ST	HOT JET S	GHIBLI / GHIBLI AW	SOLANO AT	WELDING PENR / S	DIODE PID / S	LABOR S
 <b>106.989</b> <sup>3)</sup> Round Ø3 mm Profile D 	•	•	•	•	•	•	•	•
 <b>105.431</b> <sup>1)3)</sup> Round Ø3 mm, with narrow air slit Profile D 	•	•	•	•	•	•	•	•
 <b>160.550</b> <sup>1)3)</sup> Round Ø3 mm, with narrow air slit, tip bent Profile D 	•	•	•	•	•	•	•	•
 <b>106.990</b> <sup>3)</sup> Round Ø4 mm Profile D 	•	•	•	•	•	•	•	•
 <b>105.432</b> <sup>1)3)</sup> Round Ø4 mm, with narrow air slit Profile D 	•	•	•	•	•	•	•	•
 <b>106.991</b> <sup>1)3)</sup> Round Ø5 mm Profile D 	•	•	•	•	•	•	•	•
 <b>105.433</b> <sup>1)3)</sup> Round Ø5 mm, with narrow air slit Profile D 	•	•	•	•	•	•	•	•
 <b>159.848</b> <sup>1)3)</sup> Round Ø5 mm, with narrow air slit, tip bent Profile D 	•	•	•	•	•	•	•	•
 <b>156.470</b> <sup>3)</sup> Round Ø5 mm, tip bent Profile D 	•	•	•	•	•	•	•	•
 <b>107.137</b> <sup>3)</sup> Tape 8 × 2 mm Profile C 	•	•	•	•	•	•	•	•
 <b>107.139</b> <sup>3)</sup> Tape 12 × 4.5 mm Profile C 	•	•	•	•	•	•	•	•
 <b>106.992</b> <sup>1)3)</sup> Triangle 5.7 × 3.7 mm Profile A 	•	•	•	•	•	•	•	•

## Speed welding nozzle Ø8.0 mm

 <b>106.993</b> <sup>3)</sup> Triangle 7 × 5 mm Profile B 	•	•	•	•	•	•	•	•
--	---	---	---	---	---	---	---	---

## Smoothing nozzle Ø8.0 mm

 <b>165.937</b> <sup>3)</sup> for welded seams in corners and curves	•	•	•	•	•	•	•	•
--	---	---	---	---	---	---	---	---













## Tacking nozzle Ø8.0 mm

 <b>106.996</b> <sup>3)</sup> Ø8 mm	•	•	•	•	•	•	•	•
---	---	---	---	---	---	---	---	---

## Tacking nozzle M14

 <b>106.988</b> M14								•
---	--	--	--	--	--	--	--	---







## Drawing nozzle (M14)

 <b>113.876</b> Round Ø3 mm, without tacking tip Profile D 								•
 <b>113.666</b> Round Ø3 mm, with tacking tip Profile D 								•
 <b>113.874</b> Round Ø4 mm, without tacking tip Profile D 								•
 <b>113.399</b> Round Ø4 mm, with tacking tip Profile D 								•
 <b>126.552</b> Round Ø4 mm, for Fluoroplastics Profile D 								•
 <b>113.877</b> Triangle, 5.7 × 3.7 mm, without tacking tip Profile A 								•





<sup>1)</sup> POS cardboard box available (please refer to p. 20 / 21)

<sup>3)</sup> suitable tubular nozzle required

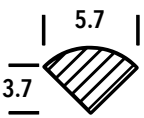
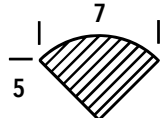


**Drawing nozzle (M14)**

		TRIAC ST / AT	ELECTRON ST	HOT JET S	GHIBLI / GHIBLI AW	SOLANO AT	WELDING PENR / S	DIODE PID / S	LABOR S
	<b>113.670</b> Triangle, 5.7 × 3.7 mm, with tacking tip Profile A 						•		
	<b>106.986</b> Triangle, 7 × 5 mm, without tacking tip Profile B 						•		
	<b>106.987</b> Triangle, 7 × 5.5 mm, without tacking tip 						•		

**Speed welding nozzle  $\varnothing 31.5$  mm**

		TRIAC ST / AT	ELECTRON ST	HOT JET S	GHIBLI / GHIBLI AW	SOLANO AT	WELDING PENR / S	DIODE PID / S	LABOR S
	<b>113.183</b> Tape 21 × 4 mm Profile C 	•							•
	<b>107.136</b> Tape 25 × 4 mm Profile C 	•							•

**Profile size in mm**

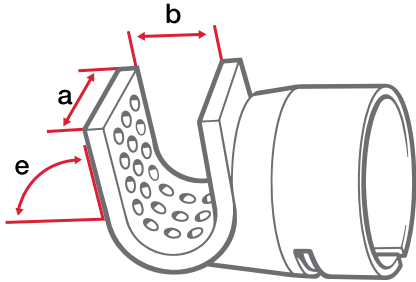
Profile A	Profile B	Profile C	Profile D
			

Welding rods please refer to p. 16

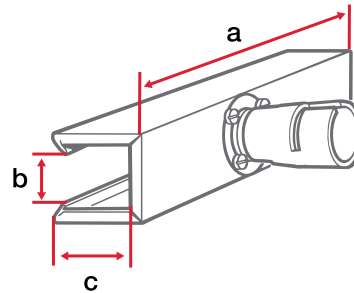


## Reflector nozzles

Sieve reflector:  $a \times b$  mm,  $e^\circ$  angled



Shell reflector:  $a \times b \times c$  mm



### Spoon reflector $\varnothing 21.3$ mm



**107.312**  
30 × 25 mm, 90° angled



TRIAC ST / AT  
ELECTRON ST  
HOT JET S  
GHIBLI / GHIBLI AW  
SOLANO AT  
WELDING PEN R / S  
DIODE PID / S  
LABOR S

### Soldering reflector $\varnothing 36.5$ mm



**173.629**  
13 × 5 × 14 mm



TRIAC ST / AT  
ELECTRON ST  
HOT JET S  
GHIBLI / GHIBLI AW  
SOLANO AT  
WELDING PEN R / S  
DIODE PID / S  
LABOR S

### Spoon reflector $\varnothing 31.5$ mm



**107.339**  
34 × 17 mm, 90° angled



**107.307**  
35 × 27 mm, 90° angled



### Shell reflector $\varnothing 31.5$ mm



**107.326**  
150 × 26 × 44 mm,  
without clamps



### Shell reflector $\varnothing 36.5$ mm



**106.132**  
150 × 26 × 44 mm,  
without clamps



### Spoon reflector $\varnothing 36.5$ mm



**107.314**  
33 × 27 mm, 90° angled,  
without clamps



**107.313**  
33 × 27 mm, 90° angled



**107.325**  
17 × 34 mm, 90° angled



### Shell reflector $\varnothing 50.0$ mm



**107.340**  
250 × 46 × 62 mm,  
without clamps



### Folding reflector $\varnothing 50.0$ mm



**107.331**  
 $\varnothing 72 \times 70$  mm



**107.330**  
 $\varnothing 125 \times 22$  mm





### Soldering reflector $\varnothing 31.5$ mm





**106.128**  
13 × 5 × 14 mm,  
without clamps







**Sieve reflector Ø8.0 mm**

		TRIAC ST / AT	ELECTRON ST	HOT JET S	GHIBLI / GHIBLI AW	SOLANO AT	WELDING PEN R / S	DIODE PID / S	LABOR S
	<b>107.324</b> <sup>3)</sup> 13 × 10 mm, 90° angled, suitable tubular nozzle required	•		•	•	•	•	•	•
	<b>106.131</b> <sup>3)</sup> 13 × 13 mm, 75° angled, suitable tubular nozzle required	•		•	•	•	•	•	•



**Sieve reflector Ø21.3 mm**

	<b>107.310</b> 35 × 20 mm, 75° angled			•					•
	<b>107.311</b> 50 × 34 mm, 75° angled			•					•




**Sieve reflector Ø31.5 mm**

	<b>107.338</b> 35 × 20 mm, 75° angled, without clamps	•							•
	<b>107.337</b> 50 × 34 mm, 75° angled, without clamps	•							•
	<b>106.161</b> 50 × 34 mm, straight	•							•
	<b>118.845</b> 60 × 57 × 45 mm, straight, without clamps	•							•




**Sieve reflector Ø36.5 mm**

	<b>107.309</b> 35 × 20 mm, 75° angled, without clamps				•	•			
	<b>107.308</b> 50 × 34 mm, 75° angled, without clamps				•	•			
	<b>112.068</b> 50 × 34 mm, straight, without clamps				•	•			

**Sieve reflector Ø36.5 mm**

		TRIAC ST / AT	ELECTRON ST	HOT JET S	GHIBLI / GHIBLI AW	SOLANO AT	WELDING PEN R / S	DIODE PID / S	LABOR S
	<b>127.137</b> 60 × 57 × 45 mm, straight, without clamps				•	•			
	<b>107.318</b> Ø65 mm, straight				•	•			
	<b>107.319</b> Ø65 mm, straight, without clamps				•	•			

**Sieve reflector Ø50.0 mm**





	<b>107.327</b> 75 × 70 × 90 mm, straight, without clamps		•						
	<b>107.333</b> 150 × 110 × 137 mm, straight, without clamps		•						
	<b>106.127</b> Ø65 mm, straight, without clamps		•						



<sup>3)</sup> suitable tubular nozzle required

## Special nozzles

### Ironig nozzle $\varnothing 21.3$ mm

	TRIAC ST / AT	ELECTRON ST	HOT JET S	GHIBLI / GHIBLI AW	SOLANO AT	WELDING PEN R / S	DIODE PID / S	LABOR S
 <b>107.305</b> 15 x 25 mm Profile dimension 			•					•
 <b>114.734</b> 40 x 20 mm Profile dimension for ski repairs 			•					•



### De-horning nozzle $\varnothing 36.5$ mm

 <b>107.007</b> $\varnothing 20$ mm, 58 mm, straight 				•	•			
---	--	--	--	---	---	--	--	--

### Protection nozzle $\varnothing 31.5$ mm

 <b>157.717</b> $\varnothing 23$ mm, protection ring $\varnothing 80$ mm 	•							•
--	---	--	--	--	--	--	--	---

### Protection nozzle $\varnothing 36.5$ mm

 <b>158.474</b> $\varnothing 23$ mm, protection ring $\varnothing 80$ mm 				•	•			
--	--	--	--	---	---	--	--	--



### Protection nozzle $\varnothing 50.0$ mm

 <b>160.842</b> $\varnothing 44$ mm, Protection ring $\varnothing 100$ mm 		•						
---	--	---	--	--	--	--	--	--



### Adapter $\varnothing 21.3$ mm

 <b>143.831</b> to M14 			•					•
---	--	--	---	--	--	--	--	---









### Adapter $\varnothing 31.5$ mm

 <b>143.833</b> to M14 	•							•
---	---	--	--	--	--	--	--	---



### Adapter $\varnothing 50.0$ mm

 <b>122.924</b> to $\varnothing 36.5$ mm 		•						
--	--	---	--	--	--	--	--	--



### Adapter (M14)

 <b>141.375</b> to $\varnothing 21.3$ mm 								•
 <b>127.726</b> to M14, 30° angled 								•
 <b>127.727</b> to M14, 45° angled 								•
 <b>172.034</b> Nozzle adapter (M14) to M10 								•





### Welding mirror $\varnothing 31.5$ mm

 <b>107.344</b> $\varnothing 135$ mm, PTFE-coated, Max. temperature 260°C/500°F 	•							•
--	---	--	--	--	--	--	--	---

### Welding mirror $\varnothing 36.5$ mm

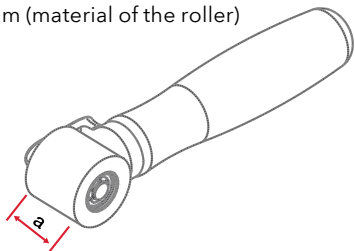
 <b>107.345</b> $\varnothing 135$ mm, PTFE-coated, Max. temperature 260°C/500°F 				•	•			
--	--	--	--	---	---	--	--	--

### Welding mirror $\varnothing 50.0$ mm

 <b>107.346</b> $\varnothing 270$ mm, PTFE-coated, Max. temperature 260°C/500°F 		•						
 <b>107.347</b> 74 x 12 x 520 mm, edges rounded, PTFE-coated, Max. peak temperature 260°C/500°F 		•						

## Pressure rollers

a mm (material of the roller)



### Pressure roller

TRIAC ST / AT  
 ELECTRON ST  
 HOT JET S  
 GHIBLI / GHIBLI AW  
 SOLANO AT  
 WELDING PEN R / S  
 DIODE PID / S  
 LABOR S

Pressure roller	TRIAC ST / AT	ELECTRON ST	HOT JET S	GHIBLI / GHIBLI AW	SOLANO AT	WELDING PEN R / S	DIODE PID / S	LABOR S
<b>106.976</b> <sup>1)</sup> 28 mm (PTFE), with ball bearing	•	•	•	•	•	•	•	•
<b>140.161</b> <sup>1)</sup> 28 mm (silicone), with ball bearing	•	•	•	•	•	•	•	•
<b>140.598</b> Spare roll for 140.161	•	•	•	•	•	•	•	•
<b>140.160</b> <sup>1)</sup> 40 mm (silicone), with ball bearing	•	•	•	•	•	•	•	•
<b>140.599</b> Spare roll for 140.160	•	•	•	•	•	•	•	•
<b>106.974</b> 80 mm (silicone)	•	•	•	•	•	•	•	•
<b>106.972</b> <sup>1)</sup> 6 mm (brass), with ball bearing	•	•	•	•	•	•	•	•
<b>NEW</b> <b>175.657</b> <sup>1)</sup> 8 mm (PTFE), with ball bearing	•	•	•	•	•	•	•	•
<b>106.971</b> 7 mm (brass), for welding rod Ø2 - 4 mm	•	•	•	•	•	•	•	•
<b>106.970</b> <sup>1)</sup> 7 mm (brass), for welding rod Ø4 - 5 mm	•	•	•	•	•	•	•	•
<b>106.981</b> 16 mm (steel & silicone)	•	•	•	•	•	•	•	•
<b>108.190</b> 16 mm (silicone)	•	•	•	•	•	•	•	•

### Pressure roller

Pressure roller	TRIAC ST / AT	ELECTRON ST	HOT JET S	GHIBLI / GHIBLI AW	SOLANO AT	WELDING PEN R / S	DIODE PID / S	LABOR S
<b>111.788</b> Spare roll for 108.190 and 106.981	•	•	•	•	•	•	•	•

### Planer and scraper









<b>106.966</b> <sup>1)</sup> Hand grooving tool	•	•	•	•	•	•	•	•
<b>106.968</b> Spare blade for 106.966	•	•	•	•	•	•	•	•
<b>151.188</b> <sup>1)</sup> Chamfer planer for T-joints for sealing sheets	•	•	•	•	•	•	•	•
<b>150.809</b> Hand grooving tool «GROOVY», 3.5 mm for weldable floor coverings	•	•	•	•	•	•	•	•
<b>150.815</b> Spare blade for 150.809	•	•	•	•	•	•	•	•
<b>154.717</b> Spare blade for 150.809	•	•	•	•	•	•	•	•
<b>154.026</b> Scraper blade	•	•	•	•	•	•	•	•
<b>165.734</b> 3 spare blades for 154.026	•	•	•	•	•	•	•	•
<b>154.259</b> Contour scraper	•	•	•	•	•	•	•	•

### Various accessories





<b>NEW</b> <b>125.917</b> <sup>1)</sup> Blade sharpener	•	•	•	•	•	•	•	•
<b>NEW</b> <b>172.483</b> <sup>1)</sup> Seam weld tester multitool	•	•	•	•	•	•	•	•
<b>NEW</b> <b>174.048</b> <sup>1)</sup> Seam weld tester	•	•	•	•	•	•	•	•

<sup>1)</sup> POS cardboard box available (please refer to p. 20 / 21)



### Various accessories

		TRIAC ST / AT	ELECTRON ST	HOT JET S	GHIBLI / GHIBLI AW	SOLANO AT	WELDING PEN R / S	DIODE PID / S	LABOR S
	<b>151.382<sup>1)</sup></b> Inside corner tool	•	•	•	•	•	•	•	•
	<b>153.009</b> Plastfix	•	•	•	•	•	•	•	•
	<b>152.676</b> Leister weld seam template	•	•	•	•	•	•	•	•
	<b>159.514</b> Seam inspection template	•	•	•	•	•	•	•	•
	<b>116.798<sup>1)</sup></b> Brass brush	•	•	•	•	•	•	•	•
	<b>114.239</b> Cylinder brush, brass Ø5 mm	•	•	•	•	•	•	•	•
	<b>142.647</b> Brass brush Ø3 mm	•	•	•	•	•	•	•	•
	<b>106.997</b> Ø6 mm rotary burr for drilling machine, for car repairs	•	•	•	•	•	•	•	•

### Cutting tools

	<b>137.855<sup>1)</sup></b> Leister cutter with holster and 4 spare blades	•	•	•	•	•	•	•	•
	<b>138.902</b> Hooked blades for 137.855 (10 dispenser with 10 pcs = 100 pcs)	•	•	•	•	•	•	•	•
	<b>138.539</b> Straight-edge blades for 137.855 (10 dispenser with 10 pcs = 100 pcs)	•	•	•	•	•	•	•	•
	<b>157.544</b> Leister Universal scissors 260 mm with special shaft grinding	•	•	•	•	•	•	•	•




### Heat Protection

		TRIAC ST / AT	ELECTRON ST	HOT JET S	GHIBLI / GHIBLI AW	SOLANO AT	WELDING PEN R / S	DIODE PID / S	LABOR S
	<b>148.933</b> Heater tube protection	•							
	<b>147.222</b> Burn protection for operator and material					•			

### Cable extension

	<b>160.353</b> Cable cord roller 25 m, 1 x CEE 400 V, 2 x 230 V EU-plug, 5 x 2.5 mm <sup>2</sup>	•	•	•	•	•	•	•	•
	<b>161.152</b> Cable cord roller 25 m, 1 x CEE 400 V, 2 x 230 V CH-plug, 5 x 2.5 mm <sup>2</sup>	•	•	•	•	•	•	•	•
	<b>161.207</b> Cable cord roller 25 m, 1 x CEE 400 V, 2 x 230 V FR, BE, CZ, PL-plug, 5 x 2.5 mm <sup>2</sup>	•	•	•	•	•	•	•	•
	<b>164.048</b> Cable cord roller 45 m, 4 x 230 V EU-plug, 3 x 2.5 mm <sup>2</sup>	•	•	•	•	•	•	•	•
	<b>160.015</b> Cable extension cord 15 m, 5 x 2.5 mm <sup>2</sup> CEE 400 V	•	•	•	•	•	•	•	•
	<b>159.239</b> Cable extension cord 15 m, 3 x 2.5 mm <sup>2</sup> with 230 V EU-plug	•	•	•	•	•	•	•	•








### Tool stand

	<b>151.068</b> Tool stand	•							
	<b>107.348</b> Tool rest	•	•						•
	<b>158.784</b> Device stand SOLANO AT					•			




<sup>1)</sup> POS cardboard box available (please refer to p. 20 / 21)






**Trimming knife**

		TRIAC ST / AT	ELECTRON ST	HOT JET S	GHIBLI / GHIBLI AW	SOLANO AT	WELDING PEN R / S	DIODE PID / S	LABOR S
	<b>117.000</b> <sup>1)</sup> Trimming knife with 0.6 mm spacer for vinyl and linoleum with 5 spare blades included	•	•	•	•	•	•	•	•
	<b>117.005</b> <sup>1)</sup> 5 spare blades for 117.000	•	•	•	•	•	•	•	•
	<b>117.007</b> <sup>1)</sup> 1 universal spacer 0.6 mm for 117.000	•	•	•	•	•	•	•	•
	<b>106.969</b> <sup>1)</sup> Quarter Moon Knife including leather case, 100 mm stainless steel blade	•	•	•	•	•	•	•	•
	<b>122.541</b> <sup>1)</sup> Trimming guide to use with 106.969	•	•	•	•	•	•	•	•
	<b>134.630</b> <sup>1)</sup> Trimming gouge 1 round blade included	•	•	•	•	•	•	•	•
	<b>134.637</b> <sup>1)</sup> Set of 3 replacement blades (1x E1, 1x E3, 1x E4) for trimming gouge 134.630	•	•	•	•	•	•	•	•






**Heater tube (M14)**

	<b>143.332</b> Heater tube (M14) for screw-on nozzles (only for TRIAC ST till April 2017)	•							
	<b>156.092</b> Heater tube (M14) for screw-on nozzles (only for TRIAC ST after May 2017)	•							
	<b>144.134</b> Heater tube (M14) for screw-on nozzles (only for TRIAC AT)	•							




**Temperature measuring**

	<b>136.961</b> Temperature measuring device G1200	•	•	•	•	•	•	•	•
	<b>136.962</b> Insertion probe type K, Ø3 × 100 mm	•	•	•	•	•	•	•	•
	<b>136.963</b> Insertion probe type K, Ø1.5 × 100 mm	•	•	•	•	•	•	•	•

**Soldering iron kit**

		TRIAC ST / AT	ELECTRON ST	HOT JET S	GHIBLI / GHIBLI AW	SOLANO AT	WELDING PEN R / S	DIODE PID / S	LABOR S
	<b>176.537</b> <sup>1)</sup> Soldering iron kit for TRIAC AT tip and chisel shaped	•							
	<b>169.010</b> <sup>1)</sup> Soldering iron kit for TRIAC AT cylinder and point shaped	•							
	<b>169.169</b> <sup>1)</sup> Copper iron temper, for customized soldering	•							
	<b>169.168</b> <sup>1)</sup> Copper iron temper, for tip shape soldering	•							
	<b>169.887</b> <sup>1)</sup> Copper iron temper, for tip shape chisel soldering	•							
	<b>169.011</b> Soldering iron adapter for TRIAC AT	•							
	<b>169.176</b> Tool stand soldering iron kit for TRIAC AT	•							

**Plastic case**

	<b>116.586</b> Plastic case for TRIAC ST/AT and ELECTRON ST	•	•						
	<b>151.167</b> Plastic case for SOLANO AT and GHIBLI AW				•	•			
	<b>142.570</b> Tool case 229 × 199 × 55 suitable for article 136.961								



# Welding rods



	Profile	Colour	kg
<b>Welding accessories PE</b>			
<b>104.283</b> Welding rod HDPE	A	■	3
<b>104.294</b> Welding rod HDPE	A	□	3
<b>104.284</b> Welding rod HDPE	B	■	5
<b>104.299</b> Welding rod HDPE	B	□	5
<b>106.650</b> Welding rod HDPE	C	□	1
<b>104.300</b> Welding rod LDPE	A	■	3
<b>161.612</b> Welding rod HDPE	D	■	2
<b>116.918</b> Welding rod HDPE	D	■	2
<b>Welding accessories PP</b>			
<b>104.287</b> Welding rod PP	A	■	3
<b>104.301</b> Welding rod PP	A	■	3
<b>106.642</b> Welding rod PPs, flame resistant	A	■	3
<b>104.288</b> Welding rod PP	B	■	5
<b>126.356</b> Welding rod PP	C	□	2
<b>161.611</b> Welding rod PP	D	■	2
<b>Welding accessories PVC</b>			
<b>104.296</b> Welding rod PVC-U	A	□	3
<b>104.278</b> Welding rod PVC-U	A	■	3
<b>106.641</b> Welding rod PVC-U	A	■	3
<b>104.280</b> Welding rod PVC-U	B	■	5
<b>104.279</b> Welding rod PVC-U	B	■	5
<b>109.925</b> Welding rod PVC-U	D	■	4
<b>104.302</b> Welding rod PVC-P (soft)	A	□	3

## Welding accessories ABS

	Profile	Colour	kg
<b>104.295</b> Welding rod ABS	A	□	3
<b>113.587</b> Welding rod ABS	A	■	3
<b>107.027</b> Welding band ABS	C	□	1

## Welding accessories div.

<b>104.297</b> Welding rod PA	A	■	3
<b>104.298</b> Welding rod PC	A	□	3
<b>104.313</b> Welding rod PC / ABS / ALPHA (Honda)	A	■	3
<b>104.308</b> Welding rod PUR	A	■	3
<b>106.654</b> Welding band Xenoy	C	■	2
<b>104.304</b> Welding rod PVDF	A	□	3
<b>104.303</b> Welding rod POM	A	□	3
<b>112.185</b> PC/PBTX Xenoy welding rod	A	□	3

## Welding accessories

<b>107.036</b> Test bundle bodywork welding rods, each consisting of profile A pieces of 37 cm single marked 6x HDPE, 6x PP, 6x PA, 6x PC, 6x ABS, 6x PCABS / ALPHA Honda, 6x PC / PBTP / Xenoy	
<b>107.037</b> Test bundles standard each consisting pieces of 37 cm single marked 5x PVC-U, 5x PVC-P, 5x PP, 5x ABS, 5x HDPE, 3x PC, 3x PA, 3x POM, 3x LDPE, 3x PC / ABS / ALPHA Honda, 3x PC / PBTP / Xenoy	
<b>107.040</b> Test bundle welding band each consisting of profile C pieces of 37 cm single marked 9x HDPE 8x 2 mm white, 9x PP, 8x 2 mm natural, 9x ABS, 8x 2 mm white, 9x PC / PBTP / Xenoy grey	
<b>144.095</b> Welding rod dispenser	

## Profile size in mm

<b>Profile A</b> 	<b>Profile B</b> 	<b>Profile C</b> 	<b>Profile D</b> 
----------------------	----------------------	----------------------	----------------------

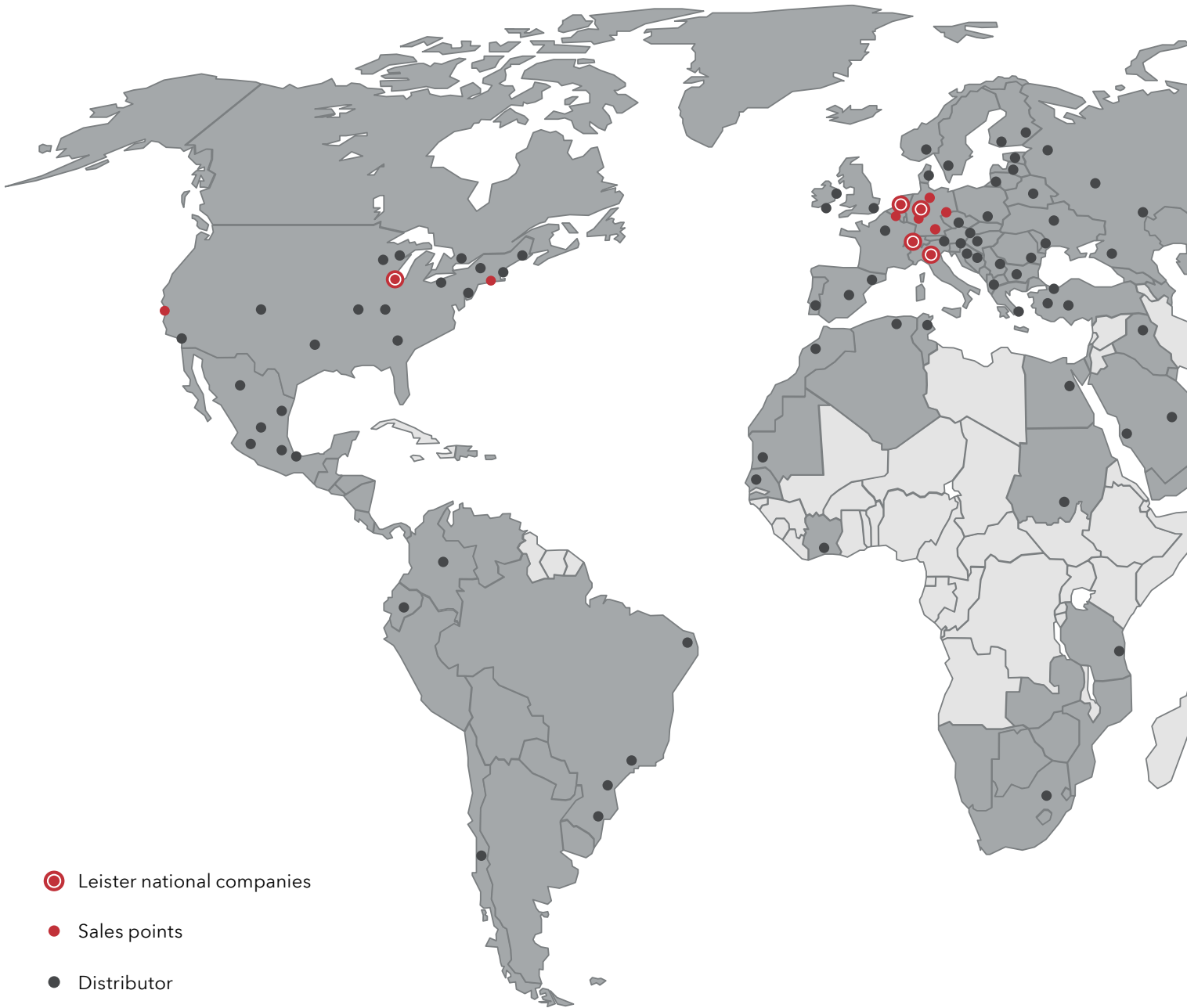
# Point of Sale Rack



Order Point of Sale Rack: [salesupport@leister.com](mailto:salesupport@leister.com)







- Leister national companies
- Sales points
- Distributor

## Global presence and customer proximity

Our worldwide sales and service network, with 130 sales and service points for Leister and Weldy products, ensures presence and proximity on all continents.

For decades, we have enjoyed close customer relationships through our global presence with eight country companies and our close network of local sales and service points. In addition, you will increasingly see Leister and Weldy products in our online shops.



### **Headquarters**

Leister Technologies AG  
6056 Kaegiswil / Switzerland  
+41 41 662 74 74  
leister@leister.com

### **International Distribution**

Leister International AG  
+41 41 662 74 74  
leister@leister.com

### **Benelux**

Leister Technologies Benelux BV  
3991 CE Houten / Nederland  
+31 (0)30 2199888  
info@leister.nl

### **China**

Leister Technologies Ltd. Shanghai  
201 109 / PRC  
+86 21 6442 2398  
leister@leister.cn

### **Germany**

Leister Technologies  
Deutschland GmbH  
42103 Wuppertal / Germany  
+49 (202) 87006-0  
info.de@leister.com

### **India**

Leister Technologies India Pvt  
600 041 Chennai / India  
+91 44 2454 3436  
info@leister.in

### **Italy**

Leister Technologies Italia s.r.l.  
20054 Segrate / Italia  
+39 02 2137647  
sales@leister.it

### **Japan**

Leister Technologies KK  
Yokohama 222-0033 / Japan  
+81 45 477 3637  
sales-japan@leister.com

### **USA**

Leister Technologies LLC  
Itasca, IL 60143 / USA  
+1 855 534 7837  
info.usa@leister.com

## **We are local. Worldwide.**

Our sales and service partners regularly participate in training courses for applications, products and repairs and are certified accordingly. This way, we guarantee our customers competent service worldwide in accordance with our high standards.

Modern logistics hubs, as well as equipment and spare parts warehouses in all countries with a Leister representative, ensure deliveries worldwide.

# Leister

Leister Technologies AG is an ISO 9001 certified enterprise.